



CAMBRIDGE
UNIVERSITY PRESS

Cambridge Elevate Teacher's Resources

Good bye CD-ROM, hello flexible, digital delivery method!

All new, digital versions of our teacher's resources will be available on Cambridge Elevate.

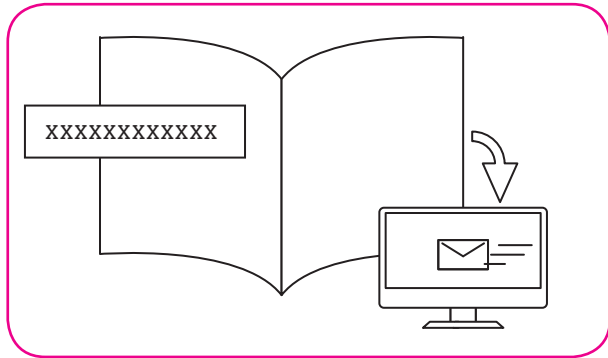
- Gives you access to everything you need to plan your teaching. Choose from editable Word files or PDFs for lesson plans and worksheets.
- Go directly to the resource index to download every file you need, so you can work offline, or access your resource offline via the app
- Cambridge Elevate is simple to navigate and personalise - highlight text, annotate, create voice notes, or organise your table of contents

How do I get access to my Cambridge Elevate Teacher's Resource?

- As a print and digital bundle (when available). The book code for digital access will be inside the front cover.
- By book code for digital only access. Contained within an Access Card from your distributor, or by email when buying directly from us.

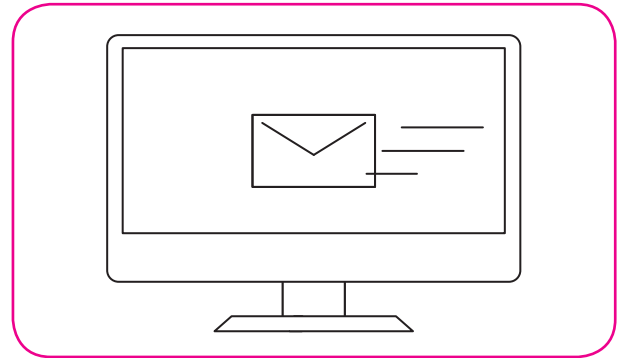
Sign up for a free trial at [cambridge.org/cambridgeelevate](https://www.cambridge.org/cambridgeelevate)

Getting online with Cambridge Elevate: teacher guide




Print and digital bundle

If you have purchased a print and digital bundle you will find your book code for your digital edition under the scratch-off panel on the inside cover of your print book. Use this code to register at elevate.cambridge.org.




Digital only

If you have purchased digital only access from a distributor you will receive an Access Card containing your book code. If you buy directly from us you will receive your code in an email.



Registering at Cambridge Elevate

Visit elevate.cambridge.org and click on the 'I'm a Teacher' box. You will be asked to fill in your book code, your registration details and accept the Terms of Use. Once registered, your book will be added to your account.



Add books

To add further books click on the 'Add Books' button at the top of your dashboard and enter the book code.



Help

For further help click on the question mark icon on your dashboard or visit: elevate.cambridge.org/support